

Scaled data based on original data using  
LM-79-08 Approved Method: Electrical and Photometric Measurements of Solid-  
State Lighting Products

Test Report Prepared for  
Cooper Lighting Solutions  
(formerly Eaton)

Brand: McGRAW-EDISON

Report Number: P200125

Luminaire Tested: **GWC-AF-01-LED-E1-SL3-800-HSS**

Issue Date: 3/3/2020

**Test Information**

Test Method: LM-79-08  
Report Number: P200125  
TEST IS SCALED FROM IESNA LM-79-08 TEST DATA (P24289)  
Test Lab: INNOVATION CENTER P2  
Issue Date: 3/3/2020  
Manufacturer: COOPER LIGHTING SOLUTIONS (FORMERLY EATON)  
Product Line: MCGRAW-EDISON  
Catalog Number: GWC-AF-01-LED-E1-SL3-800-HSS  
Description: GALLEON WALL LUMINAIRE  
(1) 70 CRI, 4000K, 800mA LIGHTSQUARE WITH 16 LEDS EACH AND TYPE III SPILL  
LIGHT ELIMINATOR OPTICS WITH HOUSE SIDE SHIELD  
Light Source: -  
Ballast/Driver: ELECTRONIC DRIVER

**Summary**

Lumens per Lamp: N/A  
Luminaire Lumens: 4488.7 lumens  
Efficiency: N/A  
Efficacy: 102.0 lumens/watt  
Luminous Opening: Rectangular (W 0.5' x L: 0.5' x H: 0')  
IES Classification: Type III - Short - Non-Cutoff  
BUG Rating: B1 - U0 - G1

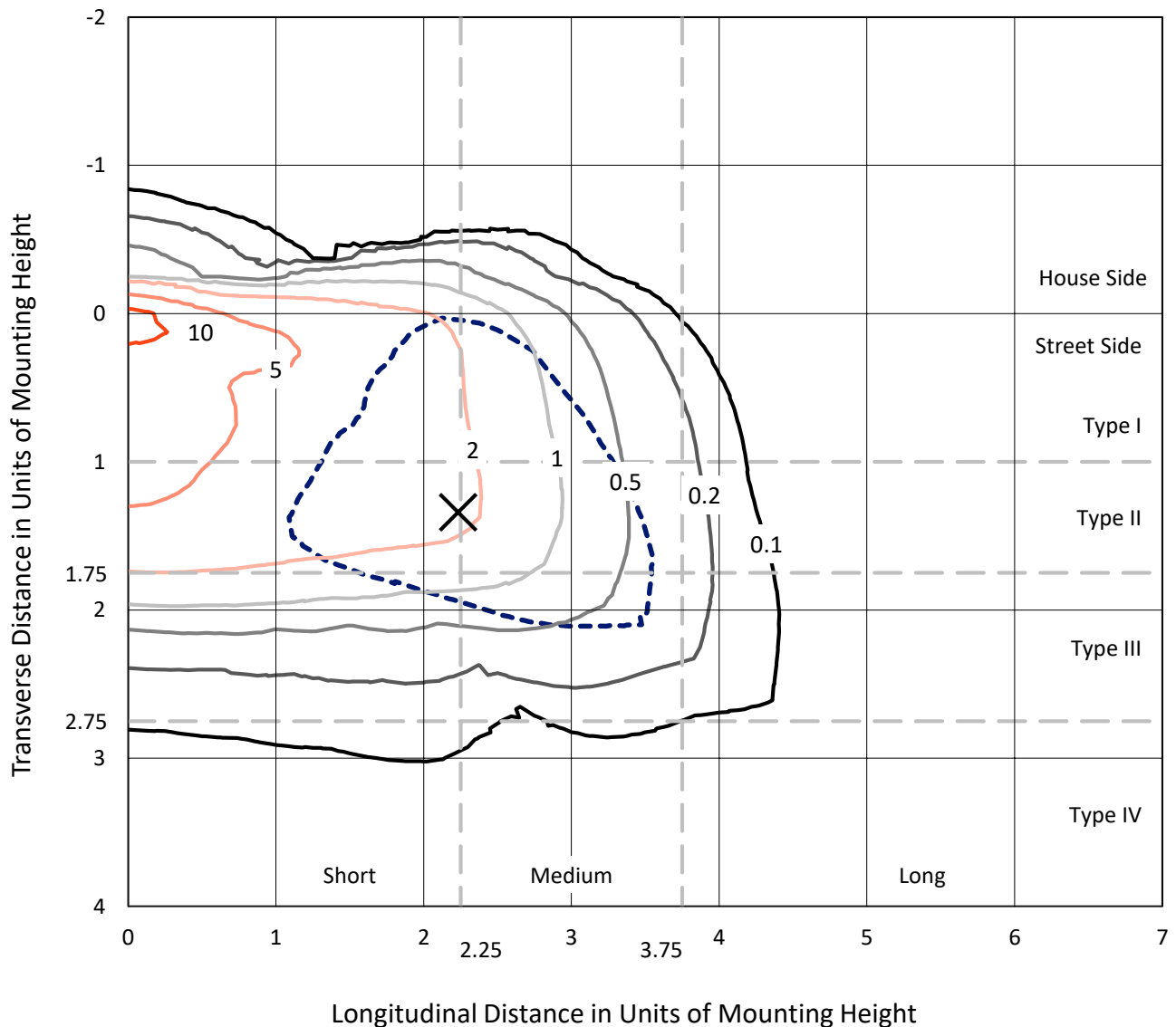
Input Watts (W): 44  
Input Voltage (V): NR  
Input Current (Ain): NR  
Voltage Rise (V): NR  
Power Factor: NR  
Total Harmonic Distortion (THDi): NR  
Frequency (hertz): 60  
Stabilization Time: NR  
Operation Time: NR  
Ambient Temperature (°C): NR  
Test Distance: 25 FT



REPORT NUMBER: P200125  
 CATALOG NUMBER: GWC-AF-01-LED-E1-SL3-800-HSS

### Iso-Footcandle Lines of Horizontal Illumination

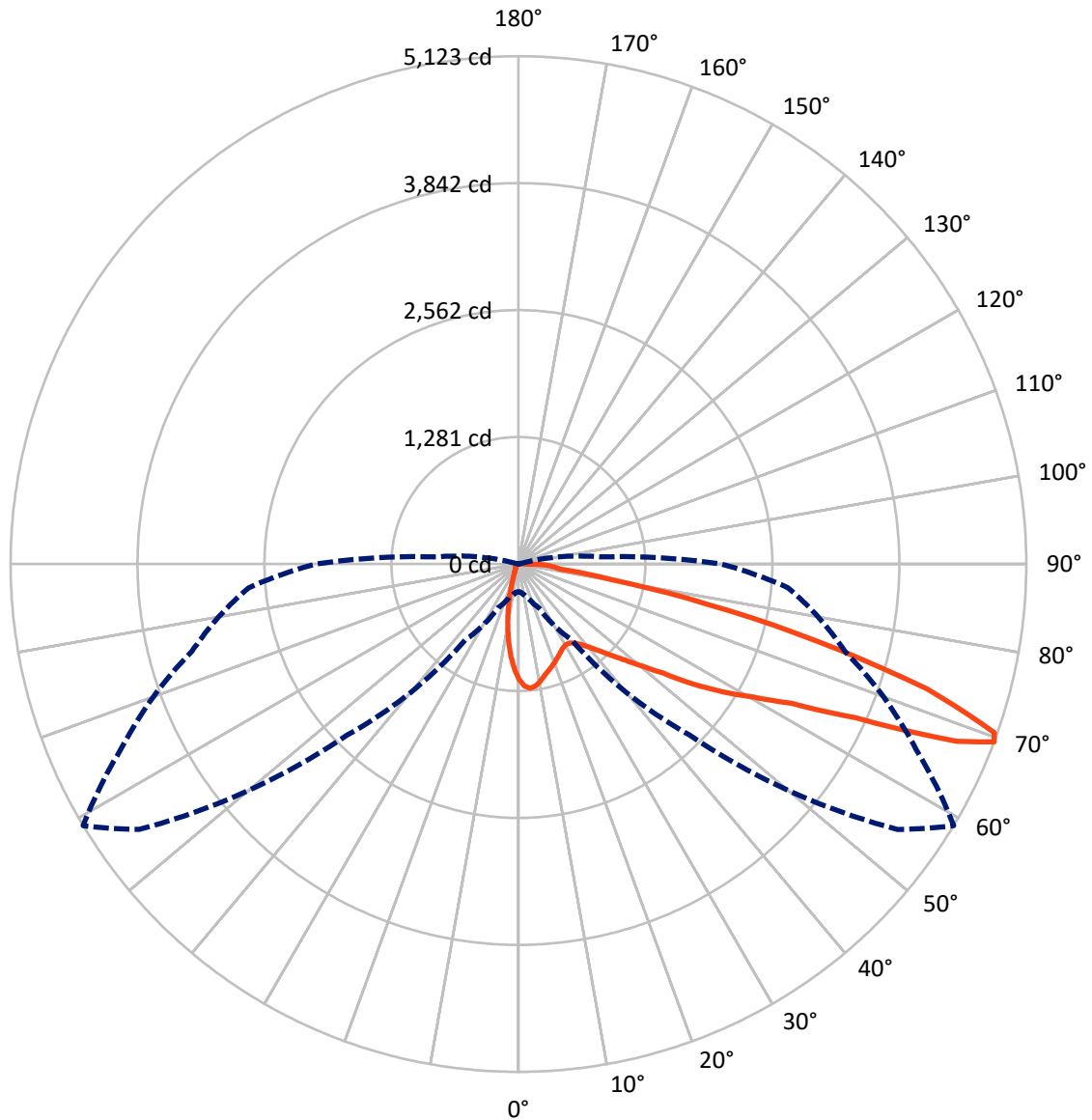
✕ Max cd  
 - - - 1/2 Max cd



Based on 10 foot mounting height. Maximum calculated value = 11.7 fc  
 Type III - Short - Non-Cutoff

REPORT NUMBER: P200125  
CATALOG NUMBER: GWC-AF-01-LED-E1-SL3-800-HSS

### Luminous Intensity Polar Plot



— Vertical Plane Through 59-Deg Lateral      - - - Horizontal Cone Through 69-Deg Vertical

REPORT NUMBER: P200125

CATALOG NUMBER: GWC-AF-01-LED-E1-SL3-800-HSS

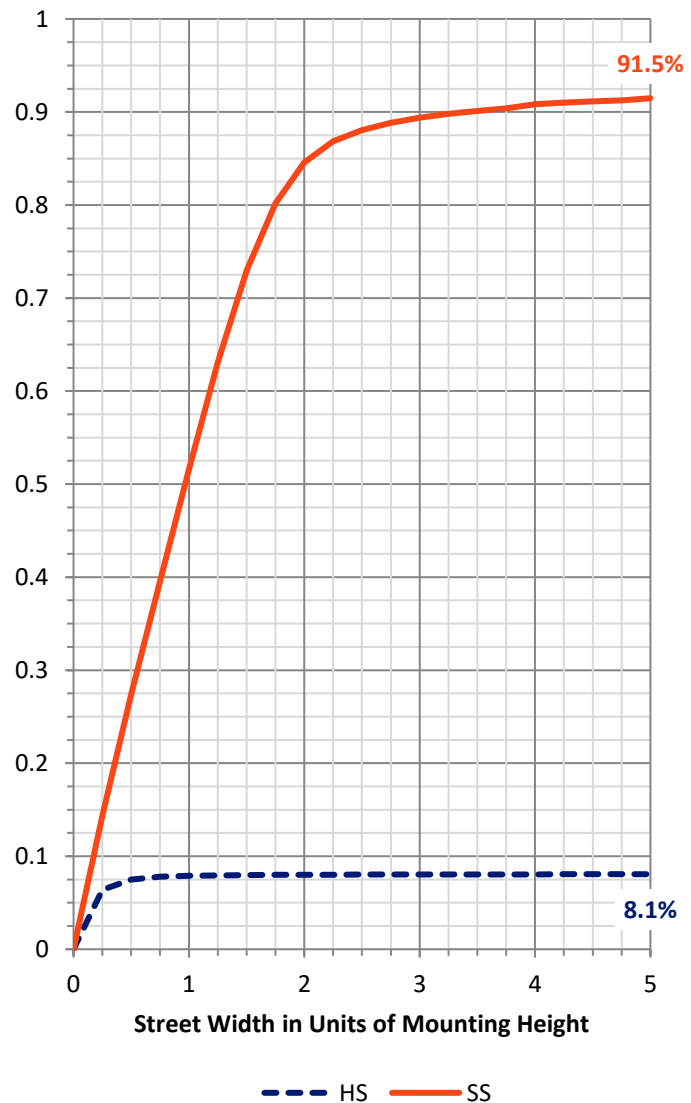
**FLUX DISTRIBUTION:**

		Downward	Upward	Total
<b>House Side</b>	Lumens	365.6	0.0	365.6
	% Fixture	8.1	0.0	8.1
<b>Street Side</b>	Lumens	4123.2	0.0	4123.2
	% Fixture	91.9	0.0	91.9
<b>Total</b>	Lumens	4488.7	0.0	4488.7
	% Fixture	100.0	0.0	100.0

**Coefficient of Utilization**

**ZONAL LUMENS:**

Zone	Lumens	% Fixture
0°-10°	94.8	2.1
10°-20°	196.0	4.4
20°-30°	263.7	5.9
30°-40°	382.8	8.5
40°-50°	637.5	14.2
50°-60°	994.5	22.2
60°-70°	1230.6	27.4
70°-80°	623.6	13.9
80°-90°	65.3	1.5
90°-100°	0.0	0.0
100°-110°	0.0	0.0
110°-120°	0.0	0.0
120°-130°	0.0	0.0
130°-140°	0.0	0.0
140°-150°	0.0	0.0
150°-160°	0.0	0.0
160°-170°	0.0	0.0
170°-180°	0.0	0.0
0°-90°	4488.7	100.0
0°-180°	4488.7	100.0



REPORT NUMBER: P200125

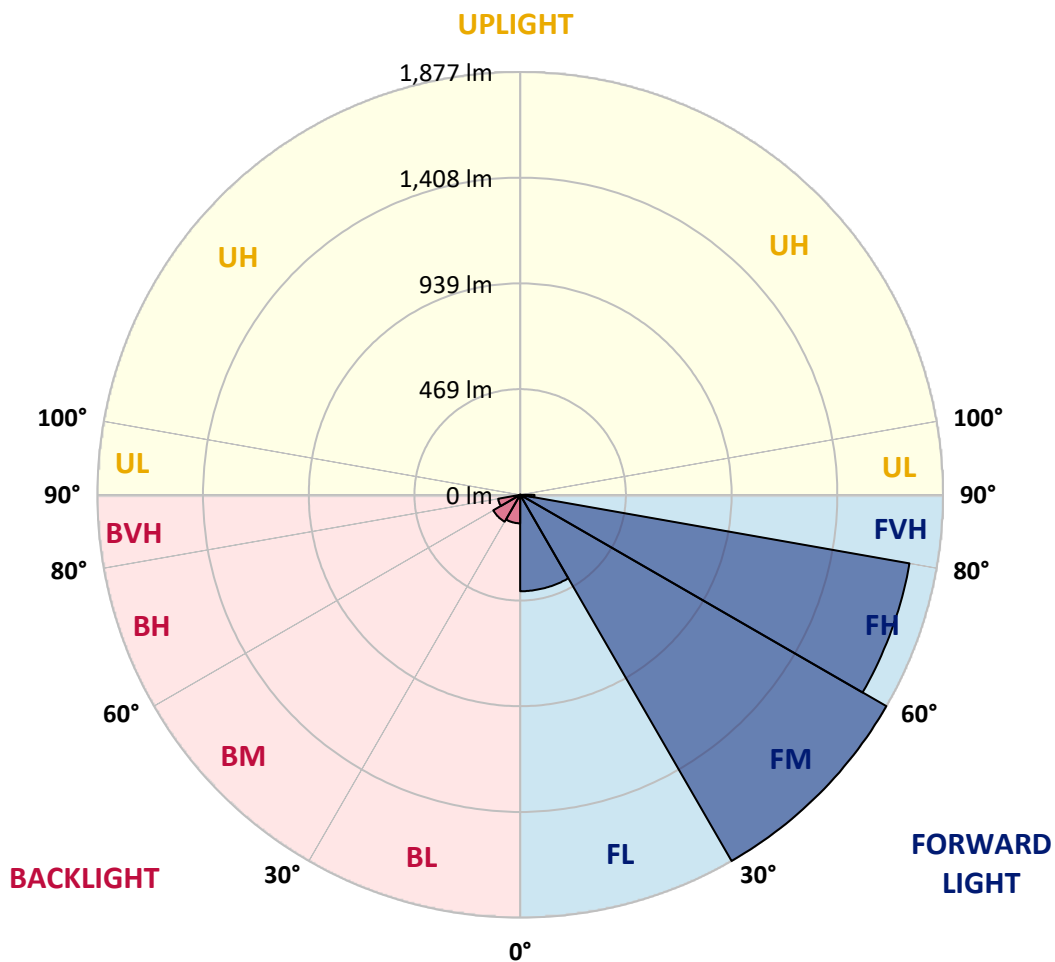
CATALOG NUMBER: GWC-AF-01-LED-E1-SL3-800-HSS

**LUMINAIRE CLASSIFICATION SYSTEM LUMEN TABLE AND BUG RATING:**

Zone		Lumens	% Fixture	Zone Rating/Lumen Limit		
				B	U	G
FL	(0°-30°)	427.9	9.5			
FM	(30°-60°)	1877.1	41.8			
FH	(60°-80°)	1754.9	39.1			G1/1800
FVH	(80°-90°)	63.2	1.4			G1/100
BL	(0°-30°)	126.5	2.8	B1/500		
BM	(30°-60°)	137.7	3.1	B0/220		
BH	(60°-80°)	99.3	2.2	B0/110		G0/110
BVH	(80°-90°)	2.0	0.0			G0/10
UL	(90°-100°)	0.0	0.0		U0/0	
UH	(100°-180°)	0.0	0.0		U0/0	

**BUG Rating: B1-U0-G1**

Type III Short





REPORT NUMBER: P200125  
 CATALOG NUMBER: GWC-AF-01-LED-E1-SL3-800-HSS

**CANDELA DISTRIBUTION (FULL):**

	0°	5°	15°	25°	35°	45°	55°	59°	65°	75°	85°
0°	1168.3	1168.3	1168.3	1168.3	1168.3	1168.3	1168.3	1168.3	1168.3	1168.3	1168.3
2.5°	1280.5	1280.0	1274.5	1271.9	1267.3	1257.7	1242.7	1234.8	1222.1	1200.1	1170.4
5°	1268.9	1274.9	1278.3	1278.5	1281.8	1278.3	1264.8	1258.2	1240.7	1205.1	1151.8
7.5°	1189.7	1191.9	1201.4	1209.4	1225.2	1240.2	1245.0	1242.2	1231.8	1193.7	1122.9
10°	1104.9	1107.1	1118.4	1129.0	1150.3	1173.4	1197.8	1202.9	1207.2	1177.5	1095.0
12.5°	1031.7	1034.1	1045.5	1059.5	1084.3	1112.8	1150.6	1159.0	1178.0	1162.0	1072.7
15°	968.8	969.9	981.0	998.3	1028.0	1064.6	1107.4	1120.8	1150.1	1151.1	1053.1
17.5°	915.3	917.8	924.6	941.2	973.6	1018.9	1068.9	1088.1	1122.4	1141.9	1034.1
20°	882.5	885.1	884.9	894.0	923.1	971.4	1030.3	1053.3	1095.0	1132.5	1017.1
22.5°	876.2	876.2	869.6	868.3	885.6	926.0	990.1	1018.3	1070.4	1128.5	1005.2
25°	898.8	897.7	881.3	867.9	868.6	892.7	951.3	984.8	1049.5	1131.3	998.8
27.5°	946.5	945.2	924.4	898.8	878.2	878.0	921.9	957.9	1033.1	1144.5	1001.4
30°	1012.5	1012.0	989.4	957.2	919.8	885.6	911.8	944.5	1022.4	1168.3	1007.2
32.5°	1084.6	1083.8	1066.8	1032.8	985.6	919.8	922.4	949.8	1025.4	1200.1	1021.4
35°	1160.9	1159.7	1152.4	1122.7	1070.6	983.1	957.4	978.8	1044.7	1247.6	1049.3
37.5°	1243.7	1245.0	1250.4	1221.9	1167.3	1071.6	1016.1	1030.5	1083.6	1312.0	1094.8
40°	1365.8	1365.5	1367.4	1330.0	1277.5	1180.0	1098.0	1102.6	1148.6	1397.6	1163.8
42.5°	1587.4	1572.0	1525.0	1448.8	1396.0	1303.9	1201.4	1196.5	1228.0	1503.4	1260.5
45°	1885.2	1852.2	1730.3	1584.3	1516.8	1443.5	1328.5	1313.1	1333.1	1630.6	1379.8
47.5°	2141.2	2107.0	1934.6	1725.5	1645.0	1576.0	1477.6	1449.6	1456.2	1773.0	1531.1
50°	2228.3	2211.5	2061.0	1848.4	1769.2	1742.8	1650.3	1616.4	1607.0	1937.7	1706.5
52.5°	2198.1	2196.9	2096.5	1928.1	1882.8	1915.4	1867.9	1828.5	1794.1	2111.3	1884.9
55°	2149.6	2156.0	2111.1	1997.8	1996.3	2073.0	2165.4	2132.6	2032.6	2299.9	2038.7
57.5°	2015.8	2043.0	2102.9	2129.8	2192.3	2270.7	2413.1	2432.4	2314.1	2444.3	2166.4
60°	1635.6	1695.3	1891.2	2148.9	2444.9	2640.2	2712.1	2728.6	2545.1	2564.3	2338.8
62.5°	1160.9	1221.9	1470.4	1906.2	2448.6	3125.8	3157.5	3092.8	2799.4	2742.3	2635.9
65°	616.3	663.3	866.3	1376.0	2122.9	3238.6	3936.5	3743.6	3248.2	3092.4	3020.0
67.5°	315.3	329.5	410.2	673.4	1459.4	2876.5	4634.8	4770.6	4021.5	3439.6	3001.4
69°	279.0	287.3	340.8	486.8	934.6	2436.5	4668.8	5123.1	4426.4	3410.6	2727.6
70°	270.1	277.4	326.1	440.7	730.5	2043.2	4538.6	5092.2	4530.0	3300.4	2523.0
72.5°	229.2	235.6	290.4	389.3	593.7	1014.3	3686.8	4315.0	4065.0	2749.4	1826.3
75°	153.3	174.1	278.7	365.0	552.3	576.2	2430.6	3118.3	2896.6	1854.4	951.3
77.5°	36.8	39.6	78.7	290.4	505.1	507.2	1250.0	1938.5	1581.1	660.9	224.8
80°	19.8	19.0	22.1	57.6	470.4	475.9	562.7	940.9	564.5	109.7	74.2
82.5°	13.9	13.2	14.2	24.1	148.0	433.5	407.1	426.0	234.1	42.1	33.2
85°	5.1	4.8	7.9	21.8	46.4	249.3	418.3	351.3	189.7	19.3	24.3
87.5°	1.7	1.5	3.1	12.0	14.2	106.1	258.1	265.5	74.6	11.7	11.5
90°	0.0	0.0	0.0	0.0	0.0	0.0	0.0	0.0	0.0	0.0	0.0



REPORT NUMBER: P200125

CATALOG NUMBER: GWC-AF-01-LED-E1-SL3-800-HSS

**CANDELA DISTRIBUTION (continued):**

	90°	95°	105°	115°	125°	135°	145°	155°	165°	175°	180°
0°	1168.3	1168.3	1168.3	1168.3	1168.3	1168.3	1168.3	1168.3	1168.3	1168.3	1168.3
2.5°	1158.0	1142.2	1113.3	1083.6	1056.2	1023.2	1006.7	990.4	983.6	981.0	969.1
5°	1124.4	1097.8	1036.4	974.7	917.8	857.4	817.5	785.6	766.8	757.7	743.2
7.5°	1081.6	1037.9	944.7	849.6	761.0	673.6	609.0	559.1	524.9	508.4	493.5
10°	1039.9	981.8	849.3	719.5	599.2	483.5	394.1	329.5	288.1	269.0	256.9
12.5°	1002.6	927.2	757.2	592.9	441.9	306.4	215.5	164.0	138.3	129.4	125.1
15°	969.3	877.0	670.1	472.6	299.2	175.1	117.7	100.2	96.2	96.2	95.6
17.5°	937.8	827.7	586.0	359.7	187.8	107.1	89.6	87.4	87.4	88.3	88.3
20°	907.7	780.7	504.8	258.1	118.3	85.0	81.0	80.5	81.0	82.2	82.2
22.5°	881.8	738.2	428.9	177.2	87.9	76.6	74.6	73.9	74.2	74.9	75.4
25°	862.4	702.1	357.4	120.1	75.6	69.8	67.5	66.3	65.3	65.3	65.8
27.5°	850.3	671.6	288.1	87.4	68.0	63.4	59.9	57.9	55.5	54.3	54.8
30°	841.4	642.7	223.1	71.3	61.0	56.4	51.8	48.5	45.2	43.7	44.2
32.5°	838.1	619.3	166.7	62.9	54.5	49.5	43.9	39.6	36.0	34.8	35.0
35°	847.0	600.8	122.0	56.9	49.5	43.2	36.8	32.0	29.2	28.4	28.6
37.5°	870.3	590.9	91.3	51.8	44.9	37.8	30.7	26.2	24.3	24.3	24.7
40°	914.5	590.7	73.3	48.2	40.8	32.7	25.4	22.1	21.1	21.6	21.8
42.5°	979.0	604.1	63.9	44.9	37.3	27.9	21.1	18.8	18.5	19.0	19.3
45°	1067.0	628.7	58.9	42.1	33.6	23.3	17.8	16.3	16.3	17.0	17.3
47.5°	1175.0	664.7	54.5	39.4	29.7	19.5	15.2	14.2	14.4	15.2	15.4
50°	1304.9	710.2	50.2	36.3	26.9	16.3	13.2	12.5	12.7	13.7	13.9
52.5°	1452.9	771.4	46.7	33.6	23.3	13.5	11.2	10.6	11.2	12.2	12.5
55°	1579.8	826.2	42.4	31.2	18.8	11.2	9.1	9.1	9.6	10.9	11.2
57.5°	1701.9	883.5	38.6	26.9	14.7	8.9	7.6	7.9	8.6	9.9	10.1
60°	1881.1	980.8	34.0	22.6	11.2	7.1	6.3	6.6	7.6	8.9	9.1
62.5°	2185.4	1128.7	29.5	18.8	8.6	5.6	5.1	5.6	6.9	8.4	8.6
65°	2460.1	1188.9	24.1	15.8	6.6	4.3	4.3	5.1	6.6	8.1	8.4
67.5°	2307.0	1000.9	18.8	12.5	5.1	3.3	3.6	4.8	6.3	8.1	8.4
69°	2040.3	818.4	16.0	9.9	4.3	3.1	3.3	4.8	6.3	7.9	8.1
70°	1832.3	690.9	14.2	8.4	3.8	3.1	3.3	4.6	6.3	7.9	8.1
72.5°	1227.2	373.1	11.5	6.1	3.6	2.8	2.8	4.6	6.1	7.6	7.9
75°	527.4	103.0	9.1	4.3	3.1	2.6	2.6	4.3	5.8	7.4	7.9
77.5°	96.5	26.2	7.4	3.8	3.1	2.6	2.3	4.1	5.6	7.1	7.4
80°	38.4	13.0	5.8	3.3	2.8	2.3	2.0	3.8	5.3	6.9	7.1
82.5°	23.1	7.4	4.8	3.1	2.8	2.0	1.7	3.3	5.1	6.6	6.9
85°	18.8	5.1	3.8	3.1	2.6	2.0	1.5	3.1	4.6	6.3	6.6
87.5°	9.1	3.6	3.6	2.8	2.6	2.0	1.5	2.8	4.3	6.1	6.3
90°	0.0	0.0	0.0	0.0	0.0	0.0	0.0	0.0	0.0	0.0	0.0

(END OF REPORT)